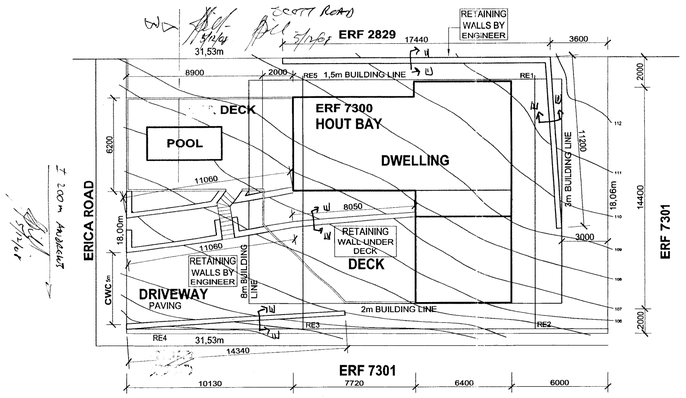

SITE PLAN
SCALE 1:200

EAST ELEVATION
SCALE 1:100

SOUTH ELEVATION
SCALE 1:100

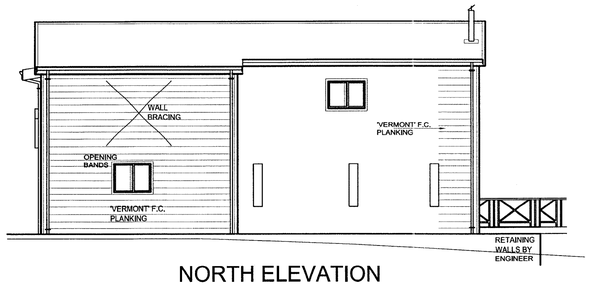

NORTH ELEVATION
SCALE 1:100

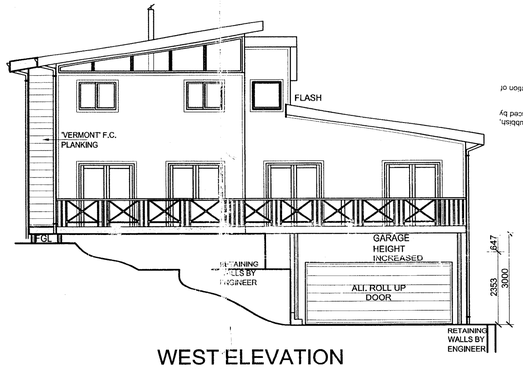

WEST ELEVATION
SCALE 1:100

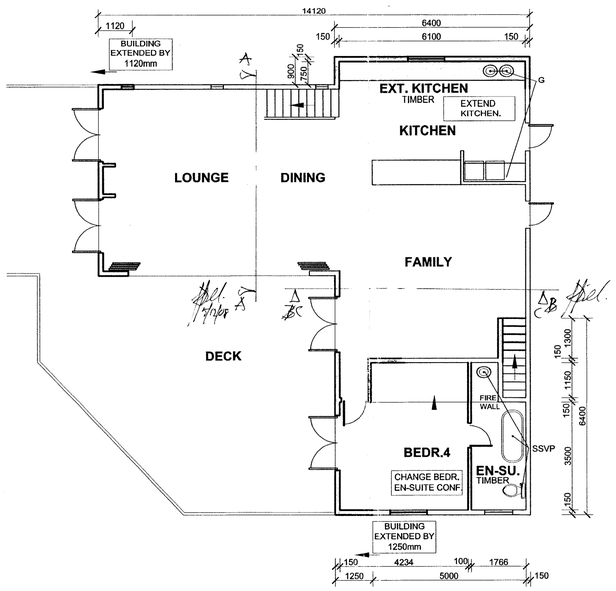

GROUND LEVEL PLAN
SCALE 1:100

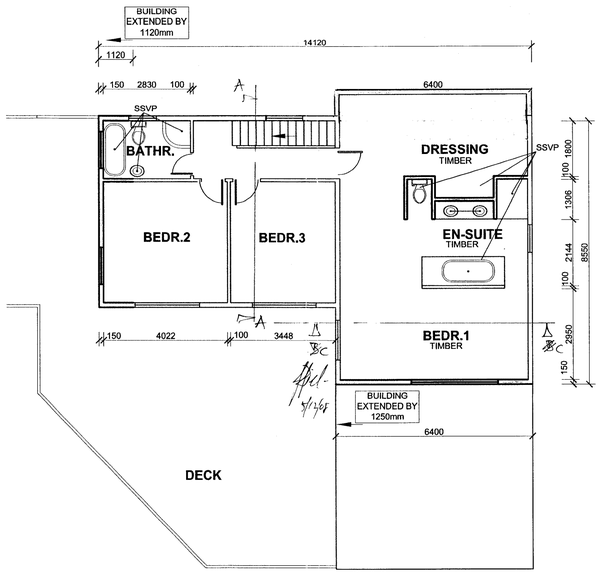

UPPER LEVEL PLAN
SCALE 1:100

CITY OF CAPE TOWN
PLANNING & BUILDING DEVELOPMENT MANAGEMENT
Recommended for approval
Building Control Officer / Delegatee
This application has been approved in terms of Section 7(1)(a) of Act 103 of 1977, subject to the conditions in the attached letter of approval.
Planning & Building Development Management
Date 28/9/09
A1356/12

The Municipality/road reserves may not be used for the dumping or depositing of rubbish, refuse or debris, nor for the storage of materials they may not be paved or surfaced by private persons nor may any earthworks be carried out thereon.
Approval of this plan does not in any way imply approval or sanction for the retention of any unauthorised building work on the site whether indicated on the plan or not.
Vehicular access to be 152mm above the crown of the road at the boundary.
No paving or any other works are permitted in the road reserve.
No portion of any structure to project over property boundary.

ADDEN AREAS:
GROUND FLOOR DWELLING: 21m²
FIRST FLOOR DWELLING: 16m²
DECK: 55m²
TOTAL FOOTPRINT = 210+21 231m²
COVER: 231/568 = 41%

17 FEB 2009

NO OBJECTION
09 JAN 2009
FOR S.L.I

GENERAL NOTES:

ALL DIMENSIONS AND LEVELS ARE TO BE CHECKED BY THE CONTRACTOR ON SITE BEFORE THE COMMENCEMENT OF ANY WORK.

FIGURE DIMENSIONS ARE TO BE USED IN PREFERENCE TO SCALING OFF THIS DRAWING.

ALL FOUNDATIONS ARE TO TAKEN TO SAFE LOAD BEARING GROUND.

ALL CONSTRUCTION MATERIALS AS WELL AS SCAFFOLDING ARE TO BE SABS APPROVED.

ALL WORK IS TO COMPLY WITH THE SABS-0400 & N.B.R. AND MUNICIPAL REGULATIONS AND BY-LAWS.

DURING CONSTRUCTION, THE BUILDING CONTRACTOR IS RESPONSIBLE FOR MAINTAINING THE STRUCTURE IN A STABLE CONDITION AND ENSURING THAT NO PART IS OVER STRESSED UNDER CONSTRUCTION ACTIVITIES.

ALL WORK IS TO BE CARRIED OUT BY COMPETENT, QUALIFIED TRADES PERSONS.

DESIGNER

OWNER

PROPOSED RIDER PLAN FOR PLAN NO.07DW99 FOR P REYNOLDS ERF 7300 HOUT BAY

DESIGN	J DILLON	DRWG	07BT172
DRAWN	D D	PAGE	01
DATE	JUNE 2008	REVIS.	01

AMSC TECH
REG. NO: 0340
PO BOX 1002
SUN VALLEY
7975
TEL: 021 783 5015
CELL: 084 682 3373
Email: jdillon@mweb.co.za